

Otomotiv Üretim-Satış-İhracat Verileri

Automotive Production-Sales-Export Data

Ekim 2026 Verileri / October 2026 Data

Küresel Üretim Gerçekleşme ve Tahminleri *(Bin Adet & Değişim Oranı)*
Global Production Realization and Forecasts *(ooo Units & Rate of Change)*

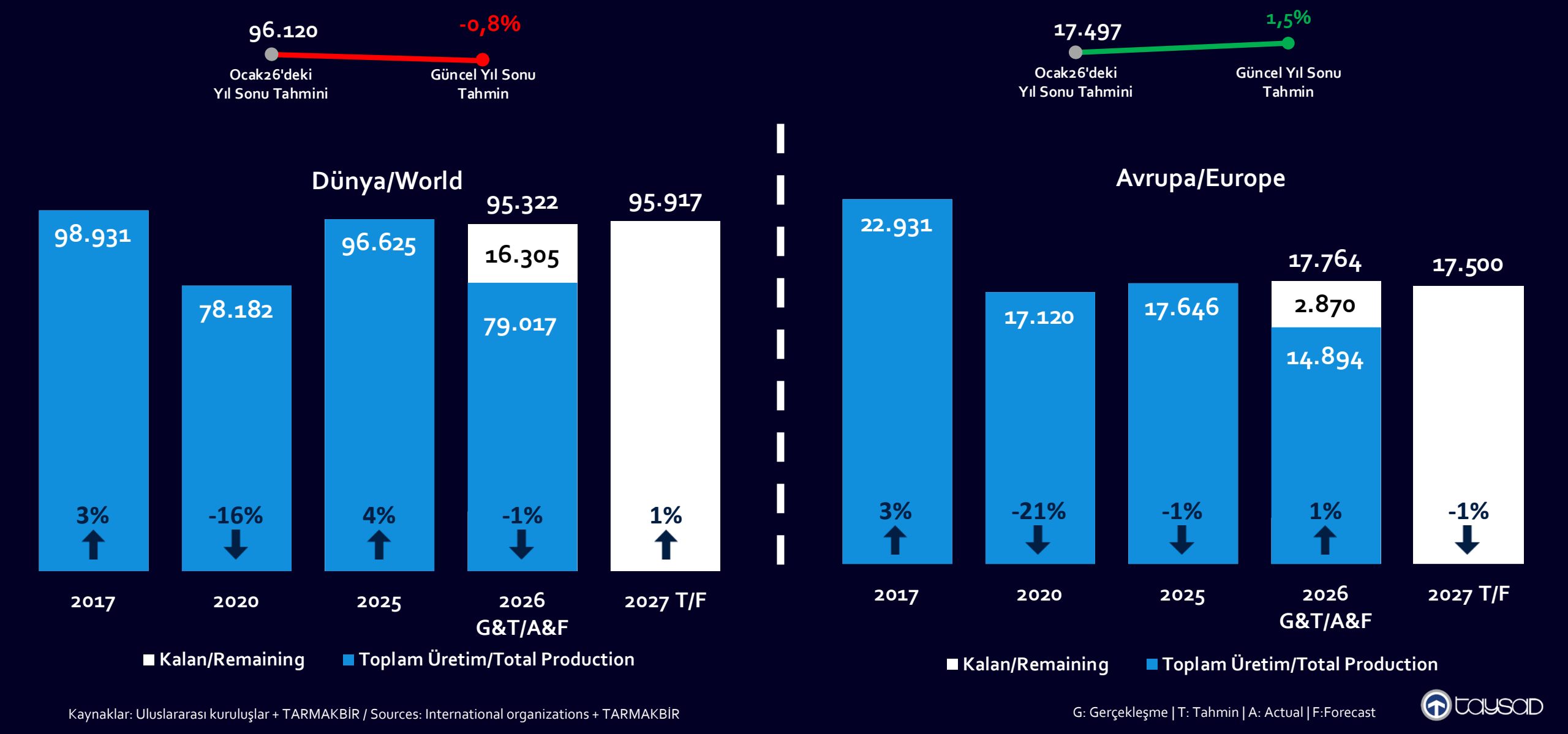

Kaynaklar: Uluslararası kuruluşlar + TARMAKBİR / Sources: International organizations + TARMAKBİR

G: Gerçekleşme | T: Tahmin | A: Actual | F:Forecast

taysad

Bölgesel Üretim Gerçekleşme ve Tahminleri *(Bin Adet)*
Regional Production Realization and Forecasts *(ooo Units)*

Bölge/Area	2017	2018	2019	2020	2021	2022	2023	2024	2025	2026 G&T/A&F	%	2027 T/F	%
Avrupa/Europe	22.931	22.680	21.795	17.120	16.563	16.518	18.779	17.823	17.646	17.764	1%	17.500	-1%
Çin&Tayvan/ Greater China	29.581	28.298	26.152	25.536	26.415	27.225	30.166	31.209	34.494	32.480	-6%	32.814	1%
Japonya&Kore/ Japan&Korea	13.491	13.412	13.327	11.378	11.065	11.294	12.969	12.143	12.259	12.419	1%	12.050	-3%
Orta Doğu&Afrika/ Middle East&Africa	2.647	2.604	2.064	1.825	2.102	2.296	2.358	2.404	2.490	2.045	-18%	2.239	9%
Kuzey Amerika/ North America	17.619	17.606	16.969	13.487	13.599	14.909	16.364	16.106	15.779	15.542	-1%	15.650	1%
Güney Amerika/ South America	3.409	3.578	3.423	2.359	2.794	3.028	3.044	3.143	3.220	3.351	4%	3.585	7%
Güney Asya/ South Asia	9.251	9.914	8.976	6.477	8.362	10.265	10.451	10.182	10.738	11.720	9%	12.080	3%
Dünya/World	**98.931**	**98.093**	**92.707**	**78.182**	**80.899**	**85.536**	**94.130**	**93.009**	**96.625**	**95.322**	**-1%**	**95.917**	**1%**

Kaynaklar: Uluslararası kuruluşlar + TARMAKBİR

Sources: International organizations + TARMAKBİR

G: Gerçekleşme | T: Tahmin | A: Actual | F:Forecast

Türkiye'nin Dünya Sıralamasındaki Yeri *(Üretim Adetleri Bazında)*
Türkiye in the World Ranking *(Based on Production Units)*

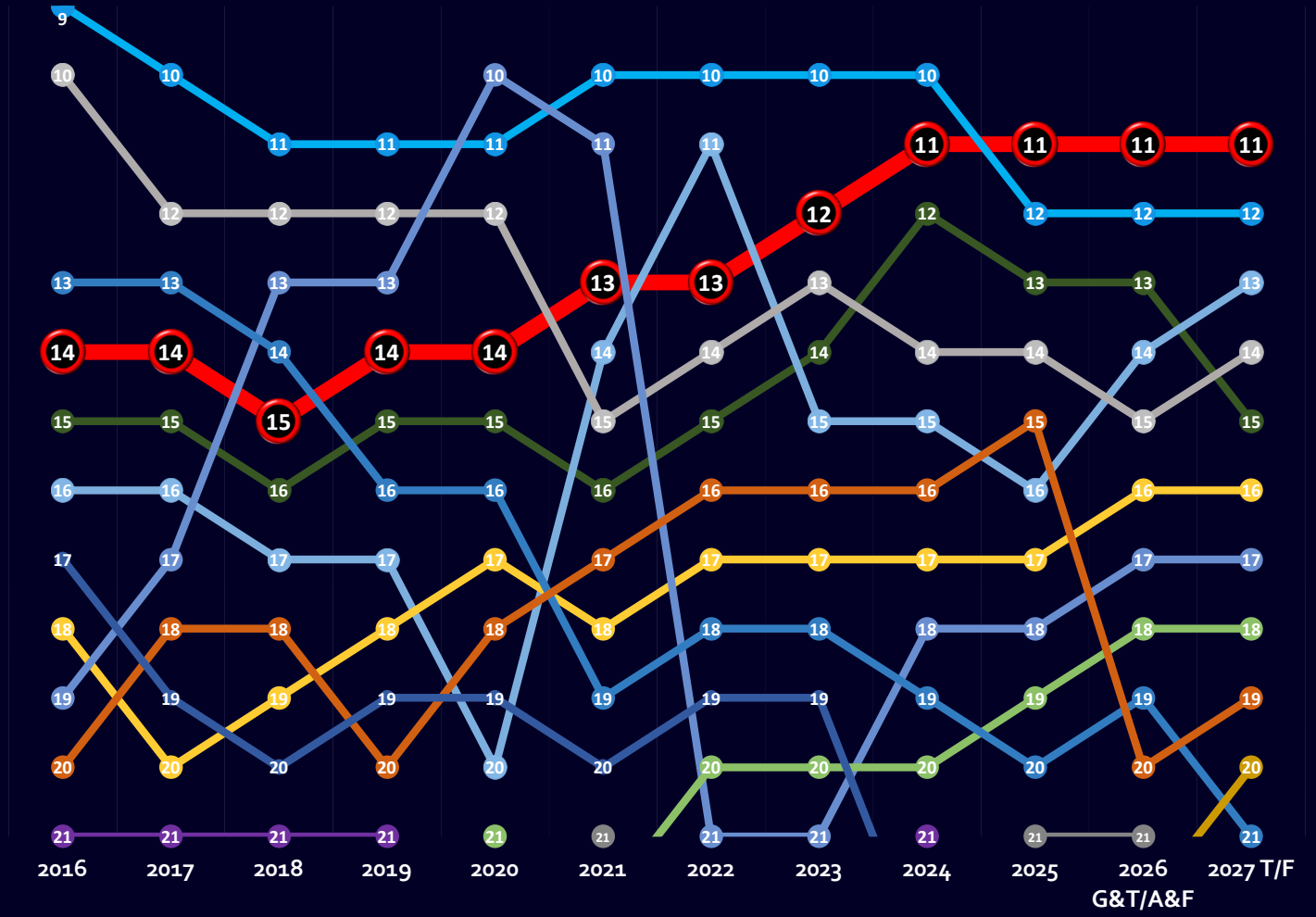

- Türkiye - 1.476
- Tayland/Thailand - 1.403
- Çekya/Czech Republic - 1.379
- Endonezya/Indonesia - 1.354
- Kanada/Canada - 1.208
- Slovakya/Slovakia - 1.096
- Rusya/Russia - 962
- Malezya/Malaysia - 798
- İngiltere/United Kingdom - 745
- İran/Iran - 715
- Güney Afrika/South Africa - 578
- Macaristan/Hungary - 561
- İtalya/Italy - 553
- Polonya/Poland - 545
- Fas/Morocco - 535
- Romanya/Romania - 482
- Özbekistan/Uzbekistan - 455
- Arjantin/Argentina - 443

Ülke/Country	2025	2026	2026 Adet/Units
Çin/Mainland China	1	1 ▪	32.239
ABD/United States	2	2 ▪	10.351
Japonya/Japan	3	3 ▪	8.361
Hindistan/India	4	4 ▪	7.414
Almanya/Germany	5	5 ▪	4.238
Güney Kore/South Korea	7	6 ▲	4.058
Meksika/Mexico	6	7 ▼	3.983
Brezilya/Brazil	8	8 ▪	2.825
İspanya/Spain	9	9 ▪	2.215
Fransa/France	10	10 ▪	1.542

Kaynaklar: Uluslararası kuruluşlar + TARMAKBİR

Sources: International organizations + TARMAKBİR

G: Gerçekleşme | T: Tahmin | A: Actual | F:Forecast

Türkiye'nin Dünya Sıralamasındaki Yeri *(Satış Adetleri Bazında)*
Türkiye in the World Ranking *(Based on Sales Units)*

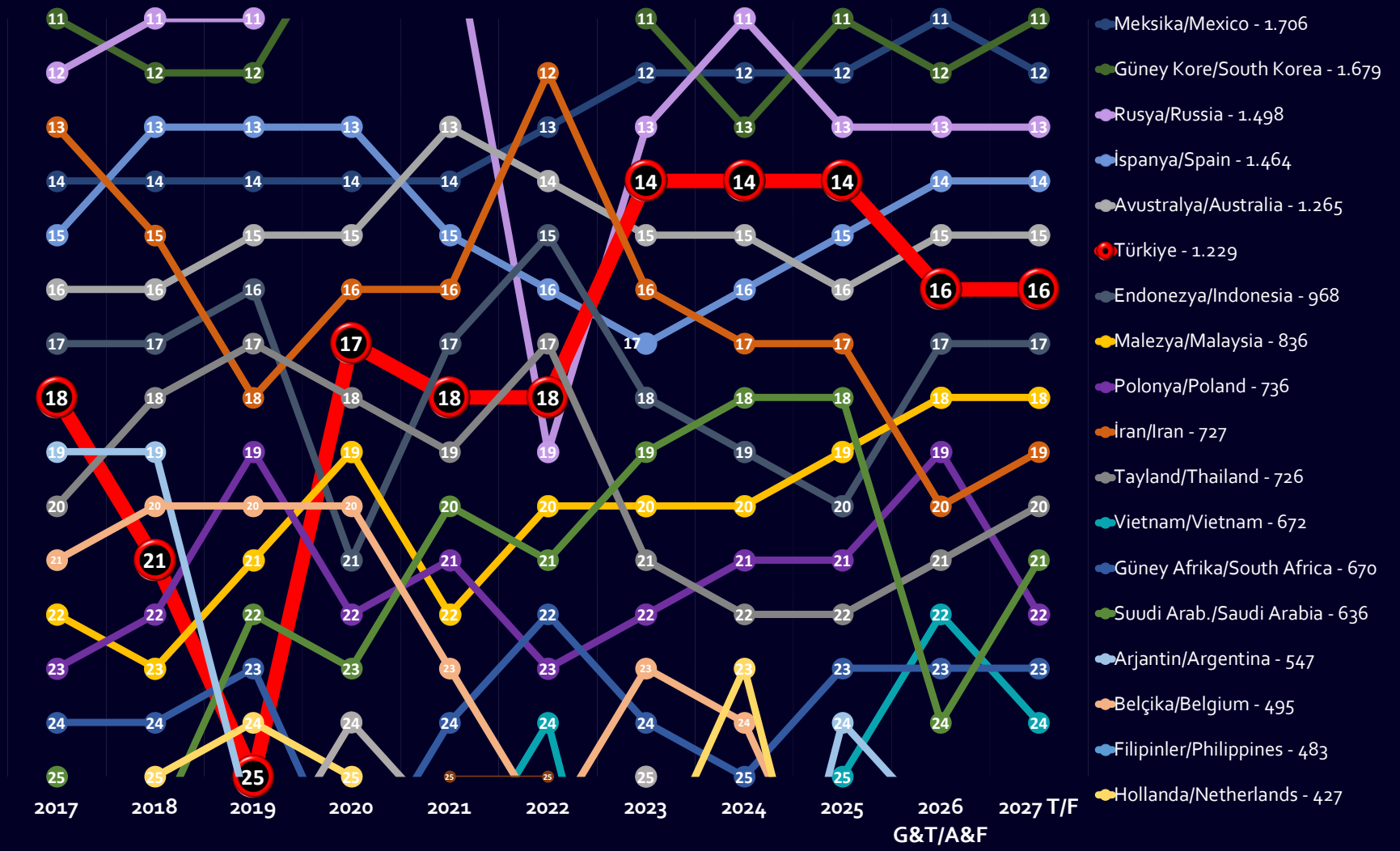

Meksika/Mexico - 1.706
Güney Kore/South Korea - 1.679
Rusya/Russia - 1.498
İspanya/Spain - 1.464
Avustralya/Australia - 1.265
Türkiye - 1.229
Endonezya/Indonesia - 968
Malezya/Malaysia - 836
Polonya/Poland - 736
İran/Iran - 727
Tayland/Thailand - 726
Vietnam/Vietnam - 672
Güney Afrika/South Africa - 670
Suudi Arab./Saudi Arabia - 636
Arjantin/Argentina - 547
Belçika/Belgium - 495
Filipinler/Philippines - 483
Hollanda/Netherlands - 427

Ülke/Country	2025	2026	2026 Adet/Units
Çin/Mainland China	1	1 =	23.902
ABD/United States	2	2 =	16.547
Hindistan/India	3	3 =	6.345
Japonya/Japan	4	4 =	4.663
Almanya/Germany	5	5 =	3.343
Brezilya/Brazil	7	6 ▲	3.063
İngiltere/United Kingdom	6	7 ▼	2.565
Fransa/France	8	8 =	2.082
Kanada/Canada	10	9 ▲	1.928
İtalya/Italy	9	10 ▼	1.849

Kaynaklar: Uluslararası kuruluşlar

Sources: International organizations

G: Gerçekleşme | T: Tahmin | A: Actual | F:Forecast

TAYSAD

Sayılarla Türk Otomotiv Sanayi/Ranking of Turkish Automotive Industry

Küresel/Global

11. %1,5

Küresel/Global

16. %1,3

Araç Üretimi Oca-Eki (ooo Adet) Vehicle Production Jan-Oct (ooo Units)	
2017	**1.424**
2025	**1.234**
2026	**1.210**
2026&2025 değişim/change	**-2,0%**
2026&2017 değişim/change	**-15,0%**

İç Pazar Oca-Eki (ooo Adet) Domestic Market Jan-Oct (ooo Units)	
2017	**736**
2025	**1.078**
2026	**916**
2026&2025 değişim/change	**-15,0%**
2026&2017 değişim/change	**24,4%**

Araç İhracatı Oca-Eki (ooo Adet) Vehicle Exports Jan-Oct (ooo Units)	
2017	**1.103**
2025	**861**
2026	**779**
2026&2025 değişim/change	**-9,5%**
2026&2017 değişim/change	**-29,4%**

Toplam Otomotiv İhracatı Oca-Eki (Milyar $) Total Automotive Exports Jan-Oct (Billion $)	
2017	**23,40**
2025	**34,01**
2026	**35,20**
2026&2025 değişim/change	**3,5%**
2026&2017 değişim/change	**50,5%**

Tedarik Sanayi İhracatı Oca-Eki (Milyar $) Supply Industry Exports Jan-Oct (Billion $)	
2017	**7,96**
2025	**13,13**
2026	**13,57**
2026&2025 değişim/change	**3,4%**
2026&2017 değişim/change	**70,5%**

Kaynaklar: Uluslararası kuruluşlar + OSD + OİB + TARMAKBİR

Sources: International organizations + OSD + OİB + TARMAKBİR

taysad

Türkiye Üretim Gerçekleşme ve Tahminleri *(Bin Adet & Değişim)*
Production and Forecast Volumes of Türkiye (*ooo Units & Rate of Change*)

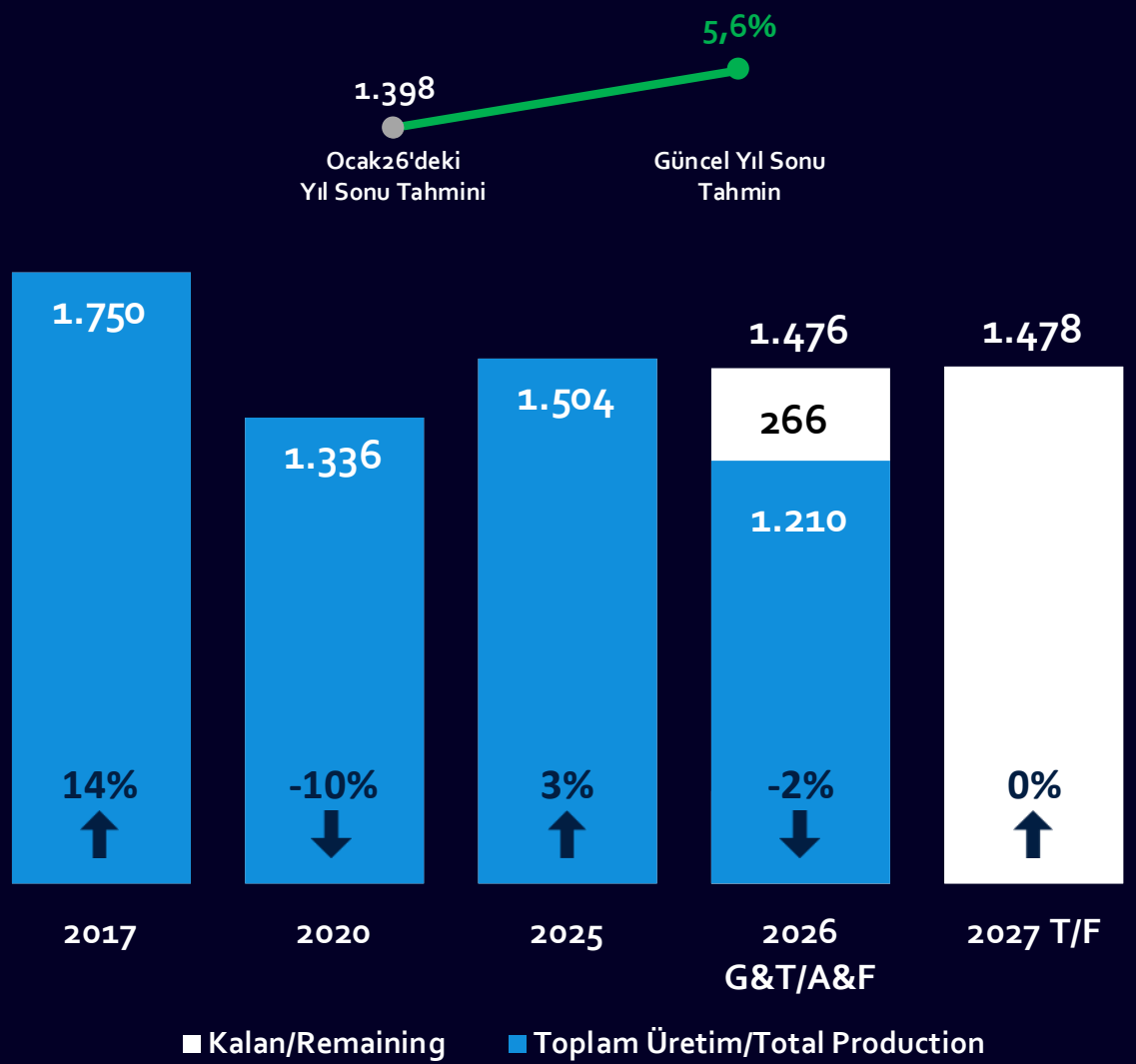

Kaynaklar: Uluslararası kuruluşlar + OSD + TARMAKBİR / Sources: International organizations + OSD + TARMAKBİR

G: Gerçekleşme | T: Tahmin | A: Actual | F:Forecast

Türkiye Araç Üretimi *(Bin Adet)*
Vehicle Production of Türkiye *(ooo Units)*

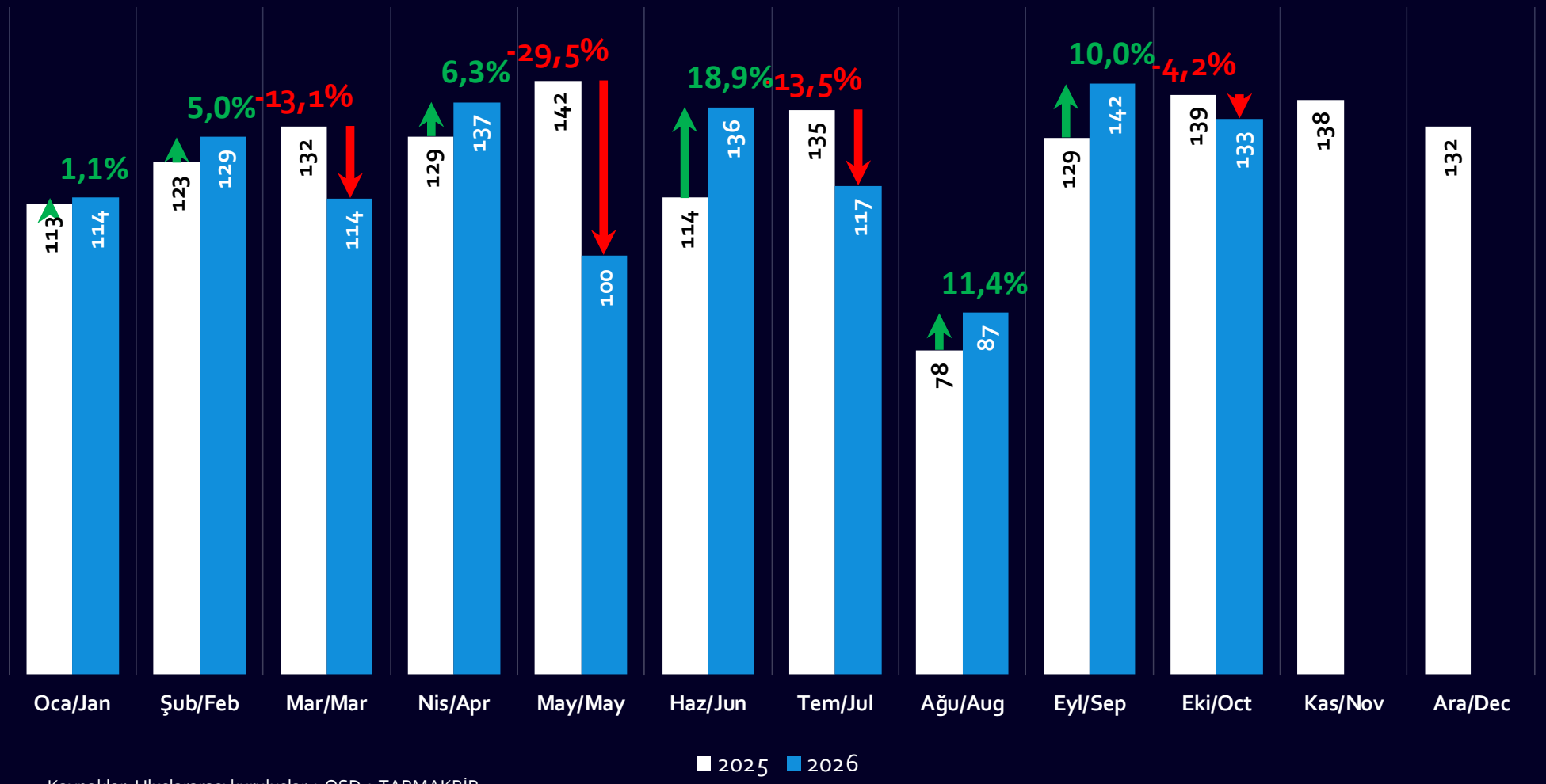

Araç Üretimi Oca-Eki (ooo Adet) Vehicle Production Jan-Oct (ooo Units)	
2017	1.424
2025	1.234
2026	1.210
2026&2025 değişim/change	-2,0%
2026&2017 değişim/change	-15,0%

Kaynaklar: Uluslararası kuruluşlar + OSD + TARMAKBİR

Sources: International organizations + OSD + TARMAKBİR

taysad

Türkiye Ticari + Traktör Araç Üretimi
Türkiye Production of Commercial Vehicles & Tractors

Büyük Kamyon/Big Truck

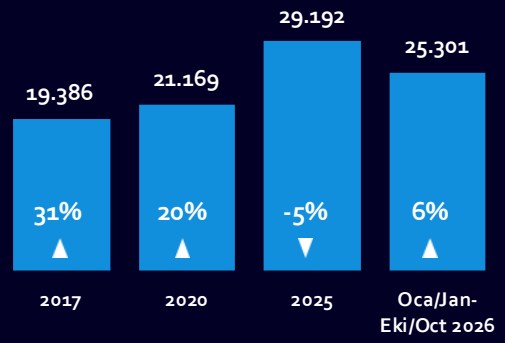

Küçük Kamyon/Small Truck

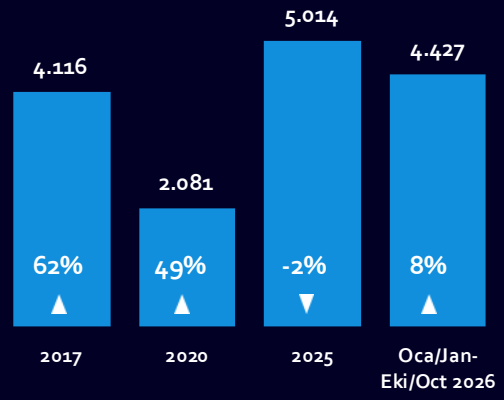

Kamyonet/Pickup&Van

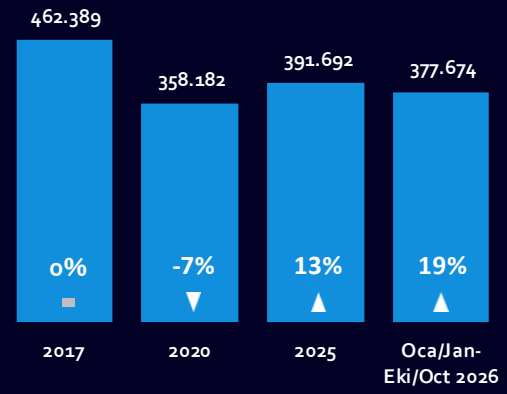

Otobüs/Bus

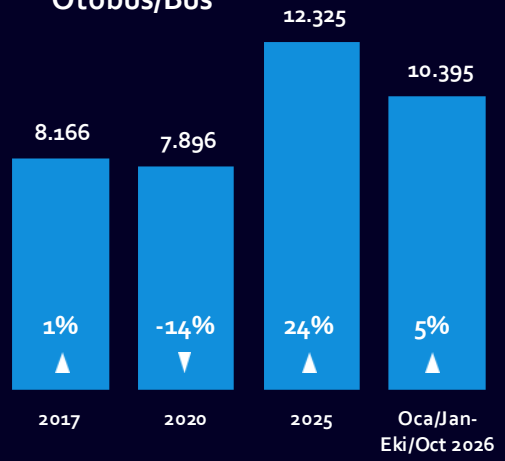

Minibus + Midibus

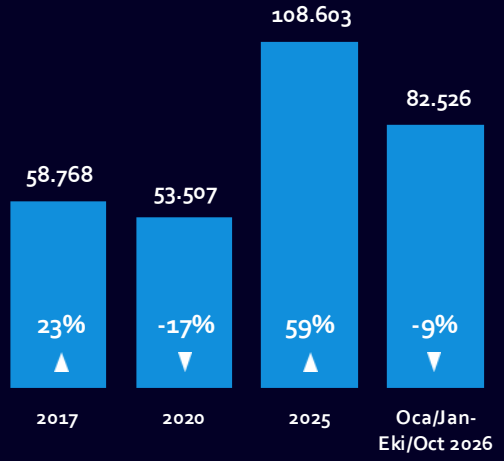

Traktör/Tractor

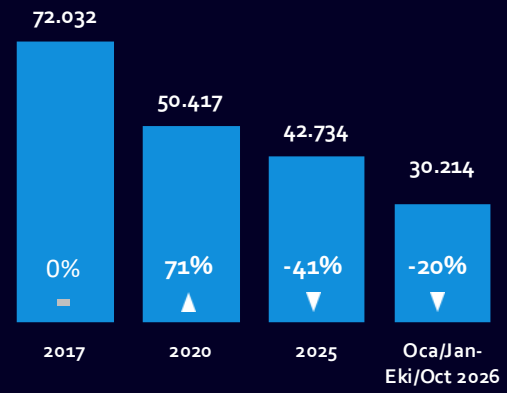

Kaynaklar: Uluslararası kuruluşlar + OSD + TARMAKBİR
Sources: International organizations + OSD + TARMAKBİR

Not: Oca/Jan-Eki/Oct 2026 sütununun değişim oranı, 2025 yılının Ocak-Eki/Oct dönemi baz alınarak hesaplanmıştır.
Note: Oca/Jan-Eki/Oct 2026 The changing ratio of column 2025 has been calculated based on Ocak-Eki/Oct period of 2025

taysad

Türkiye İç Pazar *(Bin Adet)*
Domestic Market of Türkiye *(ooo Units)*

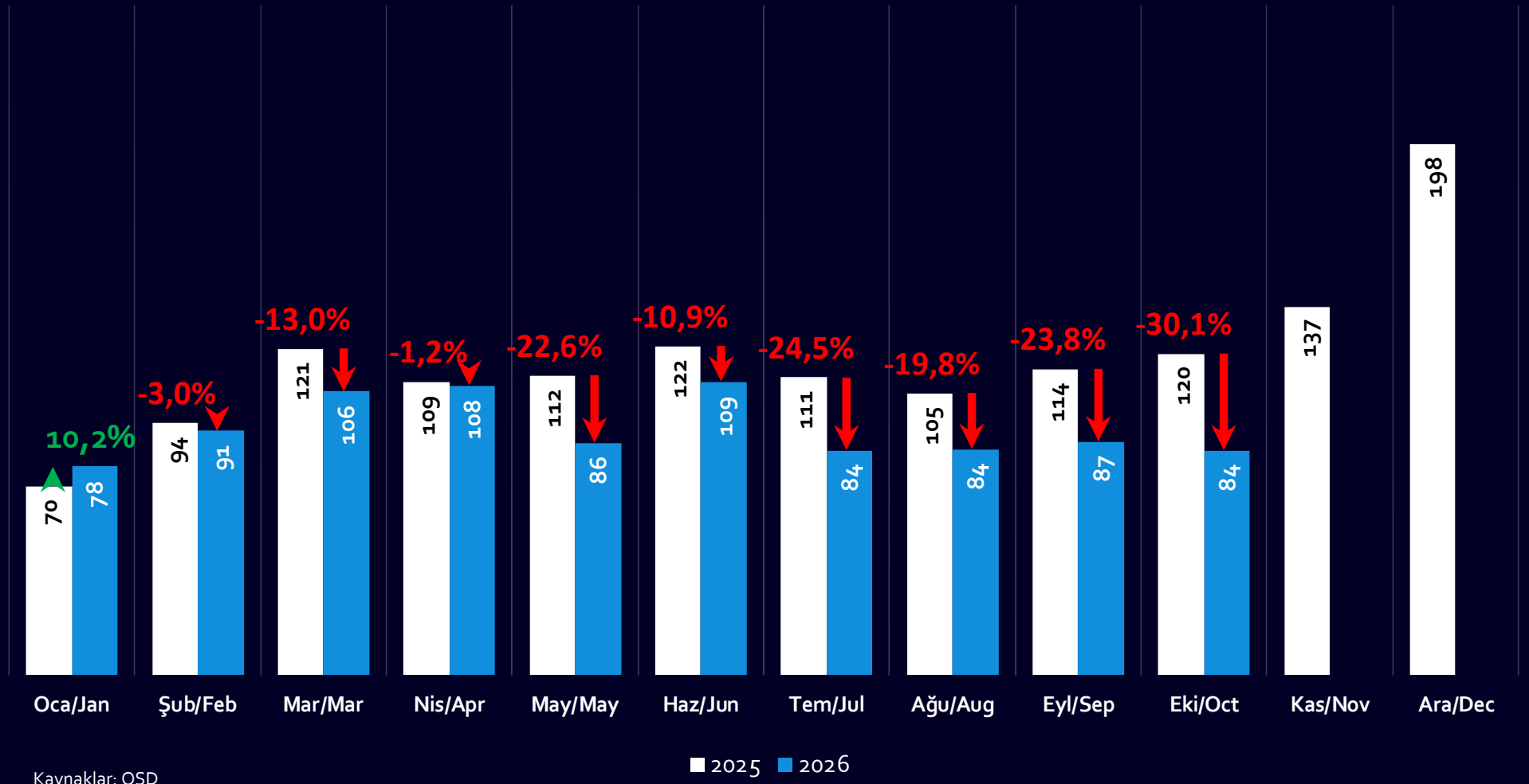

İç Pazar Oca-Eki (ooo Adet) Domestic Market Jan-Oct (ooo Units)	
2017	736
2025	1.078
2026	916
2026&2025 değişim/change	-15,0%
2026&2017 değişim/change	24,4%

Kaynaklar: OSD

Sources: OSD

Türkiye Araç İhracatı *(Bin Adet)*
Vehicle Exports of Türkiye *(ooo Units)*

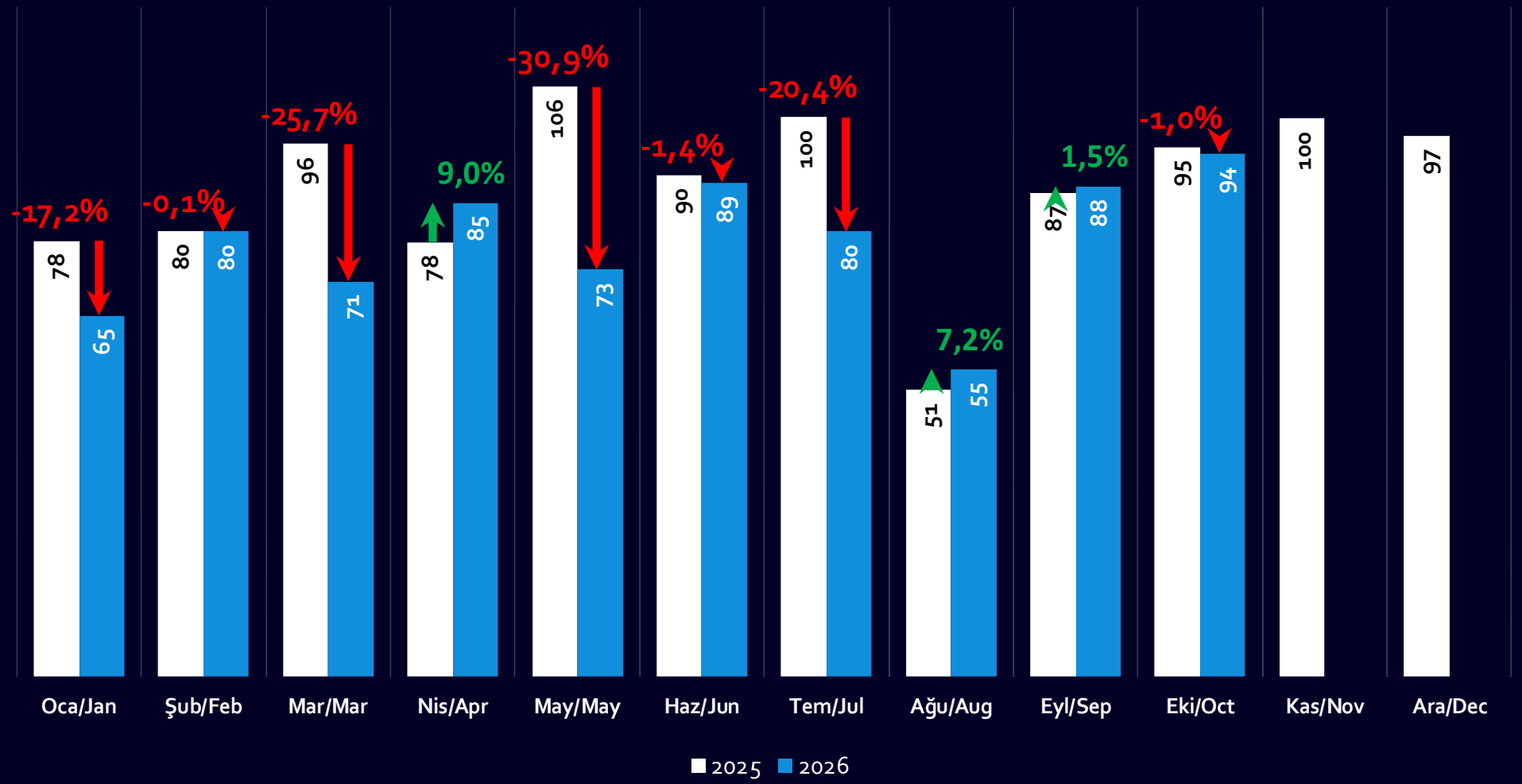

Araç İhracatı Oca-Eki (ooo Adet) Vehicle Exports Jan-Oct (ooo Units)	
2017	1.103
2025	861
2026	779
2026&2025 değişim/change	-9,5%
2026&2017 değişim/change	-29,4%

Kaynaklar: OSD

Sources: OSD

Türk Otomotiv Sektörü Toplam İhracatı *(Milyon $)*
Total Exports of Turkish Automotive Sector *(Million $)*

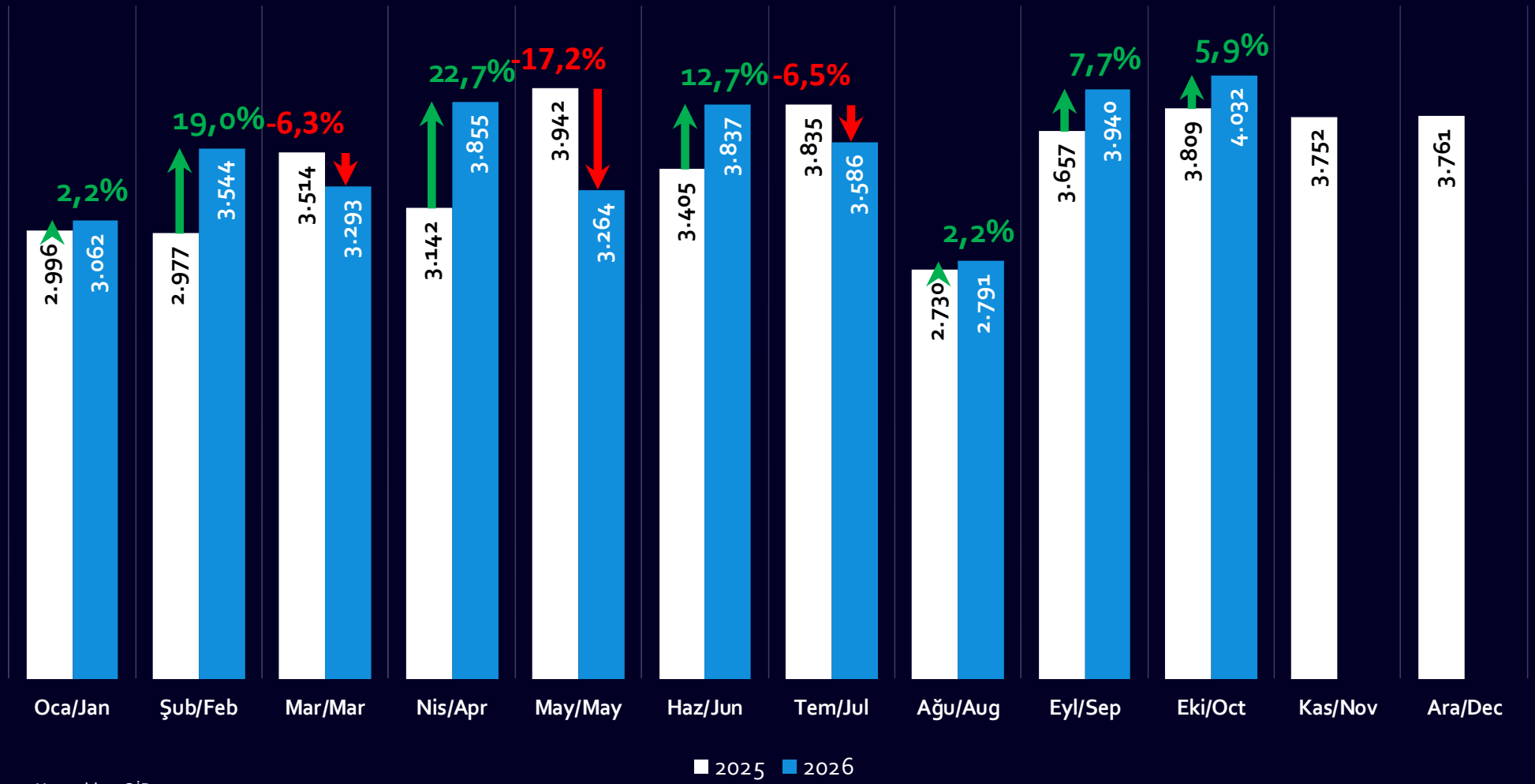

Toplam Otomotiv İhracatı Oca-Eki (Milyar $) Total Automotive Exports Jan-Oct (Billion $)	
2017	23,40
2025	34,01
2026	35,20
2026&2025 değişim/change	3,5%
2026&2017 değişim/change	50,5%

Kaynaklar: OİB

Sources: OİB

taysad

Türk Tedarik Sanayi İhracatı *(Milyon$)*
Exports of Turkish Automotive Suppliers Industry *(Million $)*

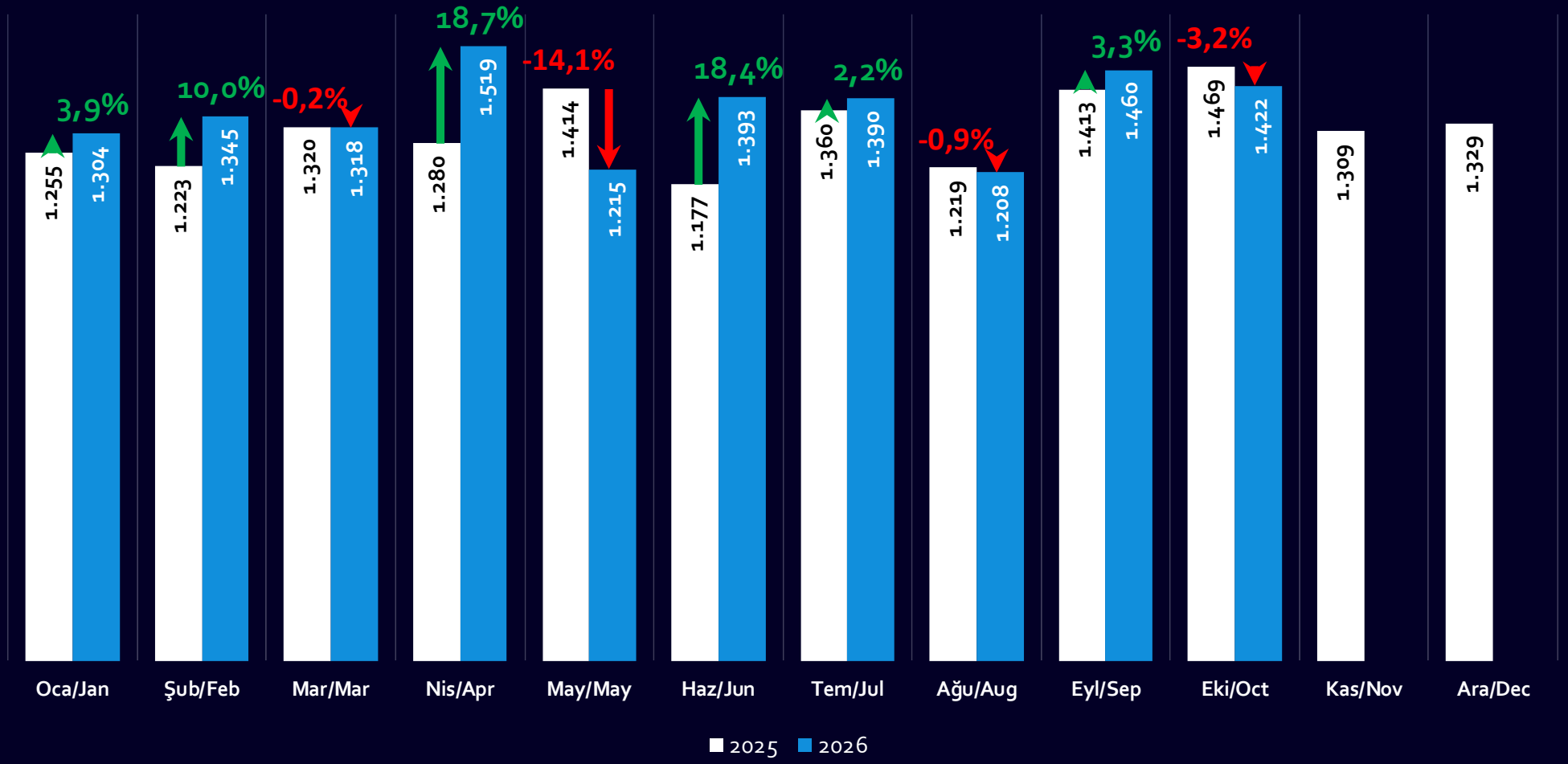

Tedarik Sanayi İhracatı Oca-Eki (Milyar $) Supply Industry Exports Jan-Oct (Billion $)	
2017	7,96
2025	13,13
2026	13,57
2026&2025 değişim/change	3,4%
2026&2017 değişim/change	70,5%

Kaynaklar: OİB

Sources: OİB


Türkiye:
İlk tercihiniz/*The first choice*
taysadturkey